


Snap N Strut

SALES MANUAL

UL Listed
One-piece Hangers
for Pipe, Cable,
& Conduit



snapnstrut.com

Welcome!

Welcome to Snap N Strut pipe hanger fittings and accessories. We are the home of the fastest, most versatile, and thoroughly engineered one-piece hinged pipe hangers, cable hangers, and conduit hangers ever made. For engineers and contractors alike, Snap N Strut has it all!

Design Features

from a high-performance, UV stabilized 6/6 nylon resin possessing exceptional long term stress resistance and chemical stability over a wide range of temperatures.

Products are available in

Black, Gray, or White

STRUT-N-ROD + PIPE HANGER SUPPORT

This patented hanger can either be snapped into a strut, or threaded onto a rod, without the use of extra hardware or tools! The pipe is simply snapped into the hanger and locked in place using the snug-fit size- adjusting lock arm.



HANDY-SNAP PIPE HANGER SUPPORT

Used for supporting conduits on flat surfaces, such as beams, walls, machinery or the flat side of a strut. Like the Strut-N-Rod Hanger, Handy-Snap hangers accept several different pipe sizes. Offset design allows space for fittings and couplings.

PIPE HANGER SUPPORT MATERIAL

The Snap N Strut line of pipe hangers is produced

NO NUTS REQUIRED

When used in a strut, Strut-N-Rod hangers are self-gripping. When used on a rod, the hanger itself is threaded onto the rod. When the pipe is inserted into the hanger, the hanger can no longer turn. Thus, even the need for a lock nut is eliminated.

GREATER LOADS & EXTREME TEMPERATURES

Produced from a specialty engineered, high strength, high temperature nylon resin, the Snap N Strut pipe hangers allow for larger factors of safety: at 250°F, working temperatures and for intermediate temperatures up to 480°F. For refrigeration, allowable working temperatures down to -70°F.

ADJUSTABILITY & FIT

The hinged, snap-on lock arm adjusts for pipe O.D.

variations, affording each hanger the ability to accommodate several different pipe sizes. The pipe is nestled in a snug fit without any crimping of its wall.

CORROSION-PROOF & CHEMICAL- RESISTANT

With a totally non-metallic design, there is no need to isolate copper tubing. Eliminate the concern for galvanic corrosion. The Snap N Strut hangers will withstand most commonly encountered chemicals and refrigerants, including Freon and Ammonia.

VIBRATION ABSORBENT

The nature of the nylon material utilized, combined with the uniquely engineered design, absorbs vibration and acts as a cushion between the piping and its supporting structure.

SELF-GRIPPING MECHANISM

When used in a strut, the upper and lower engagement plates are designed to grip the strut and restrain lateral movement along its length.

VERSATILITY & ADAPTABILITY FOR SUPPORTS

Each Strut-N-Rod hanger is threaded to receive a rod and each can be snapped into a strut. Handy-

Snap hangers possess two receptacles for screw mounting to a flat surface (i.e., walls, beams, flat side of strut or machinery) while automatically positioning pipe centerline to allow space for fittings. Each hanger accommodates several different sizes and all types of pipe, conduit and tubing. Versatile hangers for many different jobs means less inventory required.

Product Sizes



Snap N Strut Pipe Hanger Support (P, E & U sizes)

This patented hanger can either be snapped into a strut, or threaded onto a rod, without the use of extra hardware or tools! The pipe is simply snapped into the hanger and locked into place using the Snug-fit size-adjusting lock arm.

Installation is a “Snap”

1. Snap in a strut and twist $\frac{1}{4}$ turn
2. Snap the pipe into the hanger.
3. Snap the lock closed.



This product can be top mounted and snap-in, top or bottom mounted and screwed in, or threaded onto a rod.

P sizes have a $\frac{3}{8}$ " -

16/tpi E sizes have a

$\frac{1}{4}$ " -20/tpi U sizes have

no thread



Handy-Snap Pipe Hanger Support (HS sizes)

Used for supporting conduits on flat surfaces, such as beams, walls, machinery or the flat side of a strut. Like the Snap N Strut Hanger, Handy-Snap hangers accept several different pipe sizes. Off set design allows space for fittings and couplings.

Snap N Strut Specific Installations

DE-IONIZED WATER AND RESIDENTIAL WATER LINES

- Culligan Water Systems, copper tube, stainless steel tube

METRO TRANSIT SYSTEMS

- San Francisco Bay Area Rapid Transit (BART) Radix Cable
- Prudential Tunnel, Boston, MA
- Fiberglass Conduit approved for:
 - Washington D.C. Transit System
 - Baltimore Transit System

PNEUMATIC AIR LINES

- Henry Dorley Zoo
- Omaha Copper Tube
- Decoster Farms, Livestock Containment, Nebraska, Iowa, S. Dakota
- Hotels and Schools
- Amazon Warehouses

PHARMACEUTICAL CHEMICAL

- Pfizer / GlaxoSmithKline
- Stainless steel pipe
- DuPont Chemical, Wilmington, OE

MEDICAL GAS LINES

- Georgetown University Hospital, Washington, D.C.
- Children's Hospital, Philadelphia, PA
- University of Pennsylvania Hospital, Philadelphia, PA
- Hamilton Hospital, Hamilton, NJ
- Rehabilitation Center, Harvey, IL
- St. Francis Hospital, Indianapolis, IN

GOVERNMENT INSTALLATIONS

- Department of Agriculture & Veterinary Science Bldg., Beltsville, MD
- Kennedy Space Center, FL

Corrosion Resistance

SNAP N STRUT PRODUCTS MADE WITH NYLON 6/6 HAVE AN EXCELLENT RATING FOR RESISTANCE TO THE FOLLOWING CHEMICALS:

Acetic Acid (5%), Acetone, Ammonia, Ammonium Chloride (10%), Amyl Acetate, Barium Sulphide (10%), Benzene, Boric Acid (10%), Butylene Glycol, Camphor, Carbon Disulphide, Carbon Tetrachloride, Cyclohexane, Cyclohexanol, Dimethyl Formamide, Diesel Oil, Dioctyl Phthalate, Dioxan, Edible Oils, Ethanol (90%), Ether, Ethyl Acetate, Ethylene Chloride, Freon (12%), Formaldehyde (30%), Gasoline, Gasohol W/10% Ethanol, Glycerine, Heptane, Hexane, Lactic Acid (10%), Linseed Oil, Magnesium Chloride (10%), Methanol, Methyl Acetate, Methyl Ethyl Ketone, Milk, Mineral Oil, Parafin, Pechlorethylene, Potassium Bromide (10%), Potassium Carbonate (60%), Potassium Hydroxide (50%), Potassium Hydroxide (10%), Potassium Nitrate (10%), Propanol, Salicylic Acid, Silicone Oils, Sodium Bicarbonate Aq. (50%), Sodium Bisulphite, Sodium Carbonate (10%), Sodium Chloride (10%), Sodium Hydroxide (10% & 50%), Sodium Nitrate (10%), Sodium Phosphate (90%), Sodium Sulphate (90%), Sulphur, Tataric Acid (10%), Tetrachlorethylene, Toluene, Turpetine, Urea, Vaseline, Water, Wax Molten, Wine and Xylene

SNAP N STRUT PRODUCTS MADE WITH NYLON 6/6 HAVE A GOOD RATING FOR RESISTANCE OF THE FOLLOWING CHEMICALS:

Butyl Acetate, Calcium Chloride (10%), Clorox Bleach, Formaldehyde (40%), Fruit Juices, Hydrogen Sulfide, Isopropyl Alcohol, and Tar

"We believe this information is the best currently available on the subject. It is subject to revision as additional knowledge and experience are gained. Beloit Plastics makes no guarantee of results and assumes no obligation of liability whatsoever in connection with this information. Anyone intending to use recommendations contained in this publication should first satisfy themselves that the recommendations are suitable for his use and meet all appropriate safety and health standards. This publication is not a license to operate under, or intended to suggest infringement of any existing patents"

DWMU.E218244 Conduit and Cable Hardware

[Page Bottom](#)

Conduit and Cable Hardware

See General Information for Conduit and Cable Hardware

SNAP-STRUT LTD
4115 HWY 51 N
JANESVILLE, WI 53545 USA

E218244

Hangers, Cat. Nos. 21-24, 25-29, 30-34, 35-38, 40-44, 48-54, 56-63, 66-76, 79-93, 101-115, may be followed by a P or E.

[Last Updated](#) on 2002-11-11

[Questions?](#)

[Print this page](#)

[Terms of Use](#)

[Page Top](#)

© 2013 UL LLC

When the UL Leaf Mark is on the product, or when the word "Environment" is included in the UL Mark, please search the [UL Environment database](#) for additional information regarding this product's certification.

The appearance of a company's name or product in this database does not in itself assure that products so identified have been manufactured under UL's Follow-Up Service. Only those products bearing the UL Mark should be considered to be Certified and covered under UL's Follow-Up Service. Always look for the Mark on the product.

UL permits the reproduction of the material contained in the Online Certification Directory subject to the following conditions: 1. The Guide Information, Assemblies, Constructions, Designs, Systems, and/or Certifications (files) must be presented in their entirety and in a non-misleading manner, without any manipulation of the data (or drawings). 2. The statement "Reprinted from the Online Certifications Directory with permission from UL" must appear adjacent to the extracted material. In addition, the reprinted material must include a copyright notice in the following format: "© 2013 UL LLC".



Component - Plastics
File Number E157012

RAVAGO MANUFACTURING AMERICAS L L C
405 PARKTOWER ROAD, MANCHESTER TN37355-6483

c'ibus

Hylon: 6609, 6609H, N1000TL, N1000THL, N1000THL, N1000TL-HF, N1000THL-HF
Polyamide 66 (PA66), pellets

Flame Rating		
150 mm, NC	HB	UL 94
150 mm, NC	HB75	IEC 60695 11 10 -20
RTI Elec (1.50 mm)	65.0 °C	UL 746
RTI Imp (1.50 mm)	65.0 °C	UL 746
RTI Str (1.50 mm)	65.0 °C	UL 746

Notice of Disclaimer

By accessing this Yellow Card data information sheet and the database from which this information was generated (the "Yellow Card"), the user acknowledges and accepts the terms and conditions upon which this Yellow Card is made available. This Yellow Card, the database from which it was generated, and all related materials, support, and services, are made available by UL for use only by permission and "as is", without any representation or warranty of any kind, express or implied. Including but not limited to any implied warranties of merchantability, fitness for a particular purpose or that the products identified in this Yellow Card will satisfy the user's requirements. UL cannot and does not warrant that the data contained in this Yellow Card is current, accurate, or complete. The user must independently confirm the conformance of any product to the applicable standards or requirements with the manufacturer of that product. Permission to access this Yellow Card may be withdrawn at any time by UL in its sole discretion. The identification of products and companies on this Yellow Card does not in any way imply endorsement of those products or companies by UL. UL does not assume and expressly disclaims liability to any person for any loss or damage (including lost profits, lost savings, or any indirect, special, incidental, consequential or punitive damages whether or not UL has been advised of the possibility of such damages) arising out of, or in connection with, the use of this Yellow Card regardless of the cause or causes of such loss or damage.

Air Handling Spaces - UL2043

Underwriters
Laboratories Inc.

R...-chnilntle
Laboratory Drive
PO Box 13995
Research Triangle Park, NC 27709-3995
www.ul.com
tel 1 919 549 1400
fax 1 919 547 6000
C11Stome!SCMce 187785435n

4/5/2004

Ms. S Witkowski
Snap-N-Strut Ltd
4115 Hwy 51 N
Janesville WI 53545

Our Reference: File E218244
Your Reference: SWITKOWSKI
Subject: Preliminary Evaluation

Dear Ms. Witkowski:

We have completed our preliminary evaluation of your product and have the following comments.

For the record we are investigating the above subject product, using requirements from our standard for Hardware for the Support of Conduit, Tubing, and Cable, UL 2239. Please note that all paragraphs referenced below are from this Standard.

The constructions submitted are identical to the constructions currently covered in File E218244. This investigation is for the construction type 30-34 and smaller. These samples are being submitted to our Northbrook office for testing on the requirements for Smoke and Heat Release as described in Section 6.9.

MARKINGS

Provided that the tested constructions comply with the applicable requirements of the Standard, the following marking may be applied on the smallest unit carton or installation instructions:

"Suitable for use in Air Handling Spaces in accordance with Section 300.22 (C) and (D) of the National Electrical Code, and Rules 12-010(3), (4), and (5), and 12-020 of the Canadian Electrical Code, Part 1" or an equivalent wording.

Please advise how you intend to provide these markings.

If you have any questions, please do not hesitate to contact us.

Sincerely,

Senior Project Engineer
Department: 3015ERTP
Tel: 919-549-1939
Fax: 919-547-0637
E-mail: bryan.j.tatum@us.ul.com

Reviewed by:

V.L. Quiet

Vincent L Quiet
Staff Engineer
Department: 301SERTP
E-mail: vincent.lquiett@us.ul.com

Independent organization

UL is a member of the

UL Group

UL is a member of the

UL Group



Vibration Testing



UNIVERSITY OF WISCONSIN - MADISON
Structures and Materials Testing Laboratory

2266 Engineering Hall, 475 Johnson Drive, Madison, WI 53706-1609
Telephone: (608) 262-3993 Fax: (608) 262-3993 E-mail: drager@engr.wisc.edu

September 6, 2005

Ms. Leticia Scoll
Snap-N-Stmt
P.O. Box R10J
Janesville, WI 53547-8301

Dear Ms. Smit

We have completed the testing you requested for the composite hangar beams. The data has been analyzed and the results are being prepared for your review.


The composite beams were fabricated in their non-linear moment range on a set of three, 1/2 inch thick, 3/4 inch wide plates. The plates were fabricated from a single angle and were connected with the tubular steel end plates. An accelerometer was mounted on the test beam to provide feedback. The constant deflection level during the test was maintained by a hydraulic actuator. The maximum load was maintained for 10 minutes at the maximum load. The maximum load was maintained for 10 minutes at the maximum load. The maximum load was maintained for 10 minutes at the maximum load.


To provide the necessary 61 lb force dynamic load, the test beams were supported by a 3/4 inch diameter conduit hanger spacers and an accelerometer of 5 g. The test beams were supported by a 3/4 inch diameter conduit hanger spacers and an accelerometer of 5 g. The test beams were supported by a 3/4 inch diameter conduit hanger spacers and an accelerometer of 5 g.

A 70 Hz. excitation function was ultimately chosen for the test. The test was conducted at a frequency of 70 Hz. The test was conducted at a frequency of 70 Hz. The test was conducted at a frequency of 70 Hz. The test was conducted at a frequency of 70 Hz. The test was conducted at a frequency of 70 Hz.

Thank you for working with the University of Wisconsin - Madison. We are pleased to assist you in the State with their technical needs. If you have any question concerning this test program or the results please call John Dreger at 608-262-3993 or myself at 608-262-7711

Sincerely,


Steven M. Cramer
Director and
Associate Prof. of Civil Engrg


John Dreger, Jr.
Test Engineer

GJ Grice Engineering
Product Design
Market Development

July 31, 2015

Malcolm Peacock
Snap-N-Strut Ltd.
2820 Prairie Ave.
Beloit, Wisconsin 53511

RE: MSS Standards Application

I have reviewed the Standard Practice of MSS SP-58 "Pipe Hangers and Supports Material Design and Manufacture" as it may relate to the Snap-N-Strut line of non-metallic hangers as you requested.

As these standards were largely developed by representatives of pipe hanger manufacturers of metallic hangers, prior to the development of the non-metallic hanger by Snap-N-Strut, Ltd., naturally most of the language used is directed toward the use of various metal hangers. SP-58, however, does allow for use of other materials via section 3.2 "Other material may be used provided they comply with the allowable stress requirement of Subsection 4.4 or 4.6." Tensile and Yield strength are considered equal with this material. The material consistency of the Snap-N-Strut hanger is a nylon 6/6 material with a tensile strength of 9800 psi. Per section 4.4a the allowable tensile stress would thus be 2400 psi (1/4 of minimum tensile strength at service temperature).

In accordance with Table 1 of SP-58 the minimum design load rating for rigid pipe hanger assemblies for pipe sizes 1", 1 1/2", 1 W", and 2" pipe is 150 pounds. Using the worst-case scenario, the material cross section in tensile of the 1" Snap-N-Strut hanger carrying this load is 0.0742 in. Thus, in the worst case, the tensile stress of the SNS Hanger with a 150-pound load would be 2021 psi, satisfying the requirement of section 4.4 (Max stress 1/5 of tensile strength versus allowable).

Importantly, the SNS hangers have been tested to and listed under UL Standard 2239 for use with "conduit tubing and cable." This standard appears to be the most relevant UL Standard which may apply to the SNS line of hangers as used for plumbing and other such conduits. The 6/6 nylon material of the SNS hangers has a UL 94 flammability rating.

In summary, it is my opinion that the SNS line of pipe hangers meets the requirements of SP-58 and further, the UL Listing to UL Standard 2239 is applicable to use with plumbing systems as well as to other types of conduit.

Sincerely,

.....

G.J. Grice, P.E.

GJ Grice Engineering
P.O. Box 8128
Janesville, WI 53547
PH: 1-888-933-2248 FAX: 608-314-8712

Material Specification



Wednesday, September 16, 2015

Hylon® N1000H

Units English

Ravago Manufacturing Americas, LLC - Polyamide 66

Legend {,QRfill}

General Information

Product Description

Nylon 66

General

Material Status	• Commercial:Active
Availability	• North America
RoHS compliance	• RoHS Compliant
UL File Number	• E157012

ASTM & ISO Properties ¹

Physical	Nominal Value Unit	Test Method
	1.14 g/cm ³	ISO 1183
Molding Shrinkage - Flow (O. 125 in)	1.4 to 1.8%	ISO 294-4
Water Absorption (73°F, 24 hr)	1.3%	150 62
Mechanical	Nominal Value Unit	Test Method
Tensile Stress (Break)	12000 psi	ISO 527-2
Tensile Strain (Break)	30 %	ISO 527-2
Flexural Modulus	439000 psi	ISO 178
Flexural Stress	16500 psi	ISO 178
Impact	Nominal Value Unit	Test Method
Notched Izod impact Strength	1.9 ft·lb/in ²	ISO 180
Thermal	Nominal Value Unit	Test Method
Heat Deflection Temperature (66 psi, Unannealed)	460 °F	ISO 75-2/8
Heat Deflection Temperature (264 psi, Unannealed)	190 °F	ISO 75-2/A
Flammability	Nominal Value Unit	Test Method
Flame Rating		UI94
0.0591 in	V-2	
0.118 in	V-2	

Notes

¹ Typical properties: these are not to be construed as specifications.

PROSPECTOR . UL and the UL logo are trademarks of UL LLC © 2015. All Rights Reserved.

The information presented on this datasheet was acquired by UL Prospector from the producer of the material. UL Prospector makes substantial efforts to assure the accuracy of this data. However, UL Prospector assumes no responsibility for the data values and strongly encourages that upon final material selection, data points are validated with the material supplier.

Snap N Strut vs. Standard U-shaped Clamps

SNAP N STRUT VS STANDARD U-SHAPED CLAMPS

This is a testimonial of a customer in Nevada who has installed a hydronic heating system in a crawl space:

- 4 “Using the nail pipe clamps, I got hit in the face by a flying nail, one in the eye. (Yes, I wear safety glasses). [I had] no issues of this type with [the Snap N Strut] product.”
- 4 “When re-work was necessary (removing the clamps) the nails were destroyed and not reusable. The Snap N Strut clamps were [reusable].
- 4 “When utilizing metal struts for holding the Snap N Struts, I did not have to nail into the engineered floor joist, thus I did not have any issues with the integrity of the floor joists.”
- 4 “I found that the strength of the Snap N Strut far exceeded what was required.”
- 4 “The ability to move the Snap N Strut on the struts made the layout neat and

simple.” The picture below is of the project that was recently completed using Snap N Strut products.



FTP SITE

The FTP site contains photographs, specifications, detail approvals, Solidworks ® 3D files, pdf drawings etc. You may sign up for access to the FTP site by sending an email to info@snapnstrut.com.



We at **BELOIT PLASTICS, LLC** are very proud of the fact that the Snap N Strut line of hangers are manufactured within the United States of America. Should you need additional documentation please feel free to contact us.

PLUMBING SELECTION CHART

Hanger No.	Steel-Plastic	Copper Types K,	Refrigeration	Max Load
12-16	1/4" .540	3/8"-1/2" .500-	1/2"-5/8" .500-	170
17-20	3/8" .675	5/8" .750	3/4" .750	195
21-24	1/2" .840	3/4" .875	7/8" .875	215
25-29	3/4" 1.050	1" 1.125	1-1/8" 1.125	315
30-34	1" 1.315			320
35-38		1-1/4" 1.375	1-3/8" 1.375	342
40-44	1-1/4" 1.660	1-1/2" 1.625	1-5/8" 1.625	365
48-54	1-1/2" 1.900	2" 2.125	2-1/8" 2.125	380
56-63	2" 2.375			410
66-76	2-1/2" 2.875	2-1/2" 2.625	2-5/8" 2.625	500
79-93	3" 3.500	3"-3-1/2" 3.125-	3"-3-1/2" 3.125-	600
101-115	3-1/2"to 4"	4" 4.125	4" 4.125	950

NOTE: Fractional numbers reflect nominal pipe diameter, decimal numbers reflect actual O.D. in inches.

ELECTRICAL SELECTION CHART

Elec tric	Electri c	Elec tric
1/2" .706		
3/4" .922	1/2" .840	1/2" .815
	3/4" 1.050	3/4" 1.029
1" 1.163	1" 1.315	1" 1.290
1-1/4" 1.510		
1-1/2" 1.740	1-1/4" 1.660	1-1/4" 1.638
	1-1/2" 1.900	1-1/2" 1.883
2" 2.197	2" 2.375	2" 2.360
2-1/2" 2.875	2-1/2" 2.875	2-1/2" 2.857
3" 3.500	3" 3.500	3" 3.500
4" 4.500	4" 4.500	4" 4.500

NOTE: Fractional numbers reflect nominal pipe diameter, decimal numbers reflect actual O.D. in inches.

Beloit Plastics, LLC

2820 Prairie
Avenue Beloit,
Wisconsin USA

Toll Free: [800] 435-9148

Local: [608] 757-1464

FAX: [608] 757-1488

LIABILITY

Beloit Plastics, LLC makes no representations or warranties, express or implied, of any kind or nature, including, but not limited to, any representation or warranties that Snap N Strut products are merchantable or fit for any particular purpose. Under no circumstances will Beloit Plastics, LLC be liable for, any incidental, indirect, special or consequential damage, loss, penalty or expense of any kind, including, but not limited to, any expense incurred for product removal or re-installation. Beloit Plastics, LLC will not be liable for any damage to or defect in any Snap N Strut product which has been subject to misuse, neglect, or accident or which has been stored, used or installed in violation of recommended installation or maintenance procedures. Patent No. 5133523 (Other patents pending)

